

CONTUL DE EXECUTIE A BUGETULUI LOCAL- VENITURI

la data de 31.03.2016

Denumirea indicatorilor	Cod indicator	Prevederi bugetare		Drepturi constatate			Incasari realizate	Stingeri pe alte cai decat incasari	Drepturi constatate de incasat
		initiale	definitive	Total,din care:	din anii precedenti	din anul curent			
A	B	1	2	3=4+5	4	5	6	7	8=3-6-7
VENITURI -TOTAL(cod 00.02+00.15+00.16+00.17+45.02)	000102	291,743,000	141,365,000	202,964,393	85,967,963	116,996,430	97,181,466	161,693	105,621,234
VENITURI PROPRII (cod 00.02-11.02- 37.02+ 00.15+ 00.16)	4990	159,436,470	93,784,470	153,764,294	72,117,052	81,647,242	52,740,472	161,693	100,862,129
I. VENITURI CURENTE (cod 00.03+00.12)	0002	266,584,470	120,800,470	179,968,562	71,838,227	108,130,335	79,216,135	161,693	100,590,734
A. VENITURI FISCALE (cod 00.04+06.02+00.09+00.10+00.11)	0003	246,133,000	110,250,000	152,538,869	53,105,192	99,433,677	73,061,507	152,528	79,324,834
A1. IMPOZIT PE VENIT, PROFIT SI CASTIGURI DIN CAPITAL (cod 00.05+00.06+00.07)	0004	93,959,000	50,757,000	24,097,704		24,097,704	24,097,704		
A1.1. IMPOZIT PE VENIT, PROFIT SI CASTIGURI DIN CAPITAL DE LA PERSOANE JURIDICE (cod 01.02)	0005	1,300,000	798,000	819,932		819,932	819,932		
Impozit pe profit (cod 01.02.01)	0102	1,300,000	798,000	819,932		819,932	819,932		
Impozit pe profit de la agentii economici	010201	1,300,000	798,000	819,932		819,932	819,932		
A1.2. IMPOZIT PE VENIT, PROFIT SI CASTIGURI DIN CAPITAL DE LA PERSOANE FIZICE(cod 03.02+04.02)	0006	92,659,000	49,959,000	23,277,772		23,277,772	23,277,772		
Impozit pe venit (cod 03.02.17+ 03.02.18)	0302	1,930,000	1,004,000	535,678		535,678	535,678		
Impozitul pe veniturile din transferul proprietatilor imobiliare din patrimoniul personal	030218	1,930,000	1,004,000	535,678		535,678	535,678		
Cote si sume defalcate din impozitul pe venit (cod 04.02.01+04.02.04)	0402	90,729,000	48,955,000	22,742,094		22,742,094	22,742,094		
Cote defalcate din impozitul pe venit	040201	90,195,000	48,955,000	22,611,023		22,611,023	22,611,023		
Sume alocate din cotele defalcate din impozitul pe venit pentru echilibrarea bugetelor locale	040204	534,000		131,071		131,071	131,071		
A3. IMPOZITE SI TAXE PE PROPRIETATE (cod 07.02)	0009	32,362,000	23,835,000	78,712,664	41,518,287	37,194,377	16,414,176	76,165	62,222,323
Impozite si taxe pe proprietate (07.02.01la 07.02.03+07.02.50)	0702	32,362,000	23,835,000	78,712,664	41,518,287	37,194,377	16,414,176	76,165	62,222,323
Impozit si taxa pe cladiri (cod 07.02.01.01+07.02.01.02)	070201	28,465,000	21,356,000	70,499,345	38,819,903	31,679,442	13,385,622	71,791	57,041,932
Impozit pe cladiri de la persoane fizice	07020101	9,092,000	7,241,000	11,565,815	3,492,804	8,073,011	4,474,698	33,117	7,058,000

A	B	1	2	3=4+5	4	5	6	7	8=3-6-7
Impozit si taxa pe cladiri de la persoane juridice	07020102	19,373,000	14,115,000	58,933,530	35,327,099	23,606,431	8,910,924	38,674	49,983,932
Impozit si taxa pe teren (cod 07.02.02.01 la 07.02.02.03)	070202	2,981,000	1,991,000	7,582,024	2,299,479	5,282,545	2,801,603	4,251	4,776,170
Impozit pe terenuri de la persoane fizice	07020201	1,057,000	834,000	2,777,989	485,198	2,292,791	1,500,861	280	1,276,848
Impozit si taxa pe teren de la persoane juridice	07020202	1,823,000	1,099,000	4,655,625	1,753,560	2,902,065	1,253,530	3,035	3,399,060
Impozitul pe terenul extravilan*)+Restante ani anteriori din impozitul pe terenul agricol-	07020203	101,000	58,000	148,410	60,721	87,689	47,212	936	100,262
Taxe judiciare de timbru si alte taxe de timbru	070203	913,000	487,000	614,620	383,382	231,238	226,739	123	387,758
Alte impozite si taxe pe proprietate	070250	3,000	1,000	16,675	15,523	1,152	212		16,463
A4.IMPOZITE SI TAXE PE BUNURI SI SERVICII (cod 11.02+12.02+15.02+16.02)	0010	119,444,000	35,529,000	49,636,185	11,585,741	38,050,444	32,458,498	76,363	17,101,324
Sume defalcate din TVA (cod 11.02.01+11.02.02+11.02.05+11.02.06+11.02.09)	1102	107,467,000	27,065,000	26,804,000		26,804,000	26,804,000		
Sume defalcate din taxa pe valoarea adaugata pentru finantarea cheltuielilor descentralizate la nivelul comunelor, oraselor, municipiilor, sectoarelor si Municipiului Bucuresti	110202	106,472,000	26,811,000	26,696,000		26,696,000	26,696,000		
Sume defalcate din taxa pe valoarea adaugata pentru echilibrarea bugetelor locale	110206	410,000	108,000	108,000		108,000	108,000		
Sume defalcate din taxa pe valoare adaugata pentru finantarea invatamantului particular sau confesional acreditat	110209	585,000	146,000						
Taxe pe servicii specifice (cod 15.02.01+15.02.50)	1502	234,000	116,000	588,057	531,103	36,954	42,219	2	525,836
Impozit pe spectacole	150201	88,000	46,000	42,011	14,781	27,230	31,581	2	10,428
Alte taxe pe servicii specifice	150250	146,000	70,000	526,046	516,322	9,724	10,638		515,408
Taxe pe utilizarea bunurilor, autorizarea utilizarii bunurilor sau pe desfasurarea de activitati (cod 16.02.02+16.02.03+16.02.50)	1602	11,743,000	8,348,000	22,264,128	11,054,636	11,209,490	5,612,279	76,361	16,575,488
Impozit pe mijloacele de transport (cod 16.02.02.01+16.02.02.02)	160202	9,990,000	7,414,000	21,355,578	10,861,565	10,494,013	5,077,339	71,843	16,206,396
Impozit pe mijloacele de transport detinute de persoane fizice	16020201	5,912,000	4,511,000	10,681,517	5,122,490	5,559,027	2,971,334	29,644	7,680,539
Impozit pe mijloacele de transport detinute de persoane juridice	16020202	4,078,000	2,903,000	10,674,061	5,739,075	4,934,986	2,106,005	42,199	8,525,857
Taxe si tarife pentru eliberarea de licente si autorizatii de functionare	160203	460,000	336,000	209,174		209,174	209,174		
Alte taxe pe utilizarea bunurilor, autorizarea utilizarii bunurilor sau pe desfasurarea de activitati	160250	1,293,000	598,000	699,376	193,073	506,303	325,766	4,518	369,092
A6. ALTE IMPOZITE SI TAXE FISCALE (cod 18.02)	0011	368,000	129,000	92,316	1,164	91,152	91,129		1,187
Alte impozite si taxe fiscale (cod 18.02.50)	1802	368,000	129,000	92,316	1,164	91,152	91,129		1,187
Alte impozite si taxe	180250	368,000	129,000	92,316	1,164	91,152	91,129		1,187

A	B	1	2	3=4+5	4	5	6	7	8=3-6-7
C. VENITURI NEFISCALE (cod 00.13+00.14)	0012	20,451,470	10,550,470	27,429,693	18,733,035	8,696,658	6,154,628	9,165	21,265,900
C1. VENITURI DIN PROPRIETATE (cod 30.02+31.02)	0013	10,447,470	5,568,470	11,406,428	5,961,468	5,444,960	3,283,008	2,483	8,120,937
Venituri din proprietate (cod 30.02.01+30.02.05+30.02.08+30.02.50)	3002	10,447,470	5,568,470	11,406,428	5,961,468	5,444,960	3,283,008	2,483	8,120,937
Varsaminte din profitul net al regiilor autonome	300201	400,000		12,636		12,636	12,636		
Venituri din concesiuni si inchirieri (cod 30.02.05.30)	300205	9,996,470	5,568,470	11,393,792	5,961,468	5,432,324	3,270,372	2,483	8,120,937
Alte venituri din concesiuni si inchirieri de catre institutiile publice	30020530	9,996,470	5,568,470	11,393,792	5,961,468	5,432,324	3,270,372	2,483	8,120,937
Venituri din dividende (cod 30.02.08.02+30.02.08.03)	300208	51,000							
Venituri din dividende de la alti platitori	30020802	51,000							
C2. VANZARI DE BUNURI SI SERVICII (cod 33.02+34.02+35.02+36.02+37.02)	0014	10,004,000	4,982,000	16,023,265	12,771,567	3,251,698	2,871,620	6,682	13,144,963
Venituri din prestari de servicii si alte activitati (cod 33.02.08+33.02.10+33.02.12+33.02.24+33.02.27+33.02.28+33.02.50)	3302	2,654,000	1,456,000	2,165,668	1,446,208	719,463	663,217	10	1,502,441
Venituri din prestari de servicii	330208	1,937,000	1,074,000	490,608		490,608	490,608		
Contributia parintilor sau sustinatorilor legali pentru intretinerea copiilor in crese	330210	344,000	208,000	65,644		65,644	65,644		
Contributia persoanelor beneficiare ale cantinelor de ajutor social	330212	28,000	22,000	4,655		4,655	4,655		
Contributia lunara a parintilor pentru intretinerea copiilor in unitatile de protectie sociala	330227	2,000	2,000						
Venituri din recuperarea cheltuielilor de judecata, imputatii si despagubiri	330228	95,000	26,000	967,069	965,183	1,886	6,477	10	980,582
Alte venituri din prestari de servicii si alte activitati	330250	248,000	124,000	637,692	481,022	156,670	95,833		541,859
Venituri din taxe administrative, eliberari permise (cod 34.02.02+34.02.50)	3402	1,324,000	665,000	343,559		343,559	343,559		
Taxe extrajudiciare de timbru	340202	1,324,000	665,000	343,559		343,559	343,559		
Amenzi, penalitati si confiscari (cod 35.02.01 la 35.02.03+35.02.50)	3502	4,663,000	2,498,000	12,512,396	10,930,401	1,581,995	1,286,175	6,491	11,219,730
Venituri din amenzi si alte sanctiuni aplicate potrivit dispozitiilor legale (cod 35.02.01.02)	350201	4,662,000	2,498,000	12,512,181	10,930,186	1,581,995	1,286,175	6,491	11,219,515
Venituri din amenzi si alte sanctiuni aplicate de catre alte institutii de specialitate	35020102	4,662,000	2,498,000	12,512,181	10,930,186	1,581,995	1,286,175	6,491	11,219,515
Penalitati pentru nedepunerea sau depunerea cu intarziere declaratiei de impozite si taxe	350202			215	215				215
Incasari din valorificarea bunurilor confiscate, abandonate si	350203	1,000							

A	B	1	2	3=4+5	4	5	6	7	8=3-6-7
alte sume constatate odata cu confiscarea potrivit legii									
Diverse venituri (cod 36.02.01+36.02.05+36.02.06+36.02.07+36.02.11+36.02.14+36.02.22+36.02.23+36.02.31+36.02.32+36.02.50)	3602	1,326,000	326,000	940,912	394,961	545,951	517,939	181	422,792
Taxe speciale	360206	22,000	8,000	46,293	43,228	3,065	3,138	14	43,141
Varsaminte din amortizarea mijloacelor fixe	360207	162,000	30,000	11,612		11,612	11,612		
Sume provenite din finantarea bugetara a anilor precedenti (cod 36.02.32.02+36.02.32.03)	360232			356,645		356,645	356,645		
Sume provenite din finantarea bugetara a anilor precedenti, aferente sectiunii de dezvoltare	36023202			608		608	608		
Sume provenite din finantarea bugetara a anilor precedenti, aferente sectiunii de functionare	36023203			356,037		356,037	356,037		
Alte venituri	360250	1,142,000	288,000	526,362	351,733	174,629	146,544	167	379,651
Transferuri voluntare, altele decat subventiile (cod 37.02.01+37.02.03 la 37.02.05+37.02.50)	3702	37,000	37,000	60,730		60,730	60,730		
Donatii si sponsorizari	370201	37,000	37,000	60,730		60,730	60,730		
Varsaminte din sectiunea de functionare pentru finantarea sectiunii de dezvoltare a bugetului local (cu semnul minus)	370203	-11,564,000							
Varsaminte din sectiunea de functionare	370204	11,564,000							
II. VENITURI DIN CAPITAL (cod 39.02)	0015	356,000	86,000	346,069	278,825	67,244	74,674		271,395
Venituri din valorificarea unor bunuri (cod 39.02.01+39.02.03+39.02.04+ 39.02.07+39.02.10)	3902	356,000	86,000	346,069	278,825	67,244	74,674		271,395
Venituri din vanzarea locuintelor construite din fondurile statului	390203	86,000	37,000	282,719	278,825	3,894	11,324		271,395
Depozite speciale pentru constructii de locuinte	390210	270,000	49,000	63,350		63,350	63,350		
III. OPERATIUNI FINANCIARE (cod 40.02+41.02)	0016			314,393		314,393	314,393		
Incasari din rambursarea imprumuturilor acordate (cod 40.02.06+40.02.07+40.02.10+40.02.11+40.02.13+40.02.14+40.02.50)	4002			314,393		314,393	314,393		
Sume din excedentul bugetului local utilizate pentru finantarea cheltuielilor sectiunii de dezvoltare	400214			314,393		314,393	314,393		
IV. SUBVENTII (cod 00.18)	0017	7,983,530	6,608,530	7,154,183	4,421,746	2,732,437	5,744,525		1,409,658
SUBVENTII DE LA ALTE NIVELE ALE ADMINISTRATIEI PUBLICE (cod 42.02+43.02)	0018	7,983,530	6,608,530	7,154,183	4,421,746	2,732,437	5,744,525		1,409,658
Subventii de la bugetul de stat (cod 42.02.01+42.02.05+42.02.10+42.02.12 la 42.02.21+ 42.02.28+42.02.29+42.02.32 la 42.02.36+42.02.40 la 42.02.42)	4202	7,983,530	6,608,530	7,154,183	4,421,746	2,732,437	5,744,525		1,409,658

A	B	1	2	3=4+5	4	5	6	7	8=3-6-7
+42.02.44 la 42.02.46+42.02.51+42.02.52+42.02.54+42.02.55+42.02.62+4 2.02.65 la 42.02.67+42.02.69)									
Subventii de la bugetul de stat catre bugetele locale necesare sustinerii derularii proiectelor finantate din fonduri externe nerambursabile (FEN) postaderare	420220	7,585,000	6,508,000	7,069,502	4,421,746	2,647,756	5,659,844		1,409,658
Subventii pentru acordarea ajutorului pentru incalzirea locuintei cu lemne, carbuni, combustibili petrolieri	420234	26,530	7,530	1,815		1,815	1,815		
Subventii din bugetul de stat pentru finantarea sanatatii	420241	372,000	93,000	82,866		82,866	82,866		
Sume primite de la UE/alti donatori in contul platilor efectuate si prefinantari (cod 45.02.01 la 45.02.05+45.02.07+45.02.08+45.02.15 la 45.02.21)	4502	16,819,000	13,870,000	15,181,186	9,429,165	5,752,021	11,831,739		3,349,447
Fondul European de Dezvoltare Regionala (cod 45.02.01.01 la 45.02.01.04)	450201	14,851,000	12,860,000	15,088,791	9,429,165	5,659,626	11,739,344		3,349,447
Sume primite in contul platilor efectuate in anii anteriori	45020102	14,851,000	12,860,000	15,088,791	9,429,165	5,659,626	11,739,344		3,349,447
Fondul Social European (cod 45.02.02.01 la 45.02.02.04)	450202	1,001,000	1,001,000	27,706		27,706	27,706		
Sume primite in contul platilor efectuate in anii anteriori	45020202	1,001,000	1,001,000	27,706		27,706	27,706		
Fondul de Coeziune (cod 45.02.03.01 la 45.02.03.04)	450203			64,689		64,689	64,689		
Sume primite in contul platilor efectuate in anii anteriori	45020302			64,689		64,689	64,689		
Instrumentul European de Vecinatate si Parteneriat (cod 45.02.08.01 la 45.02.08.04)	450208	9,000	9,000						
Sume primite in contul platilor efectuate in anii anteriori	45020802	9,000	9,000						
Mecanismul financiar SEE (cod 45.02.17.01 la 45.02.17.04)	450217	958,000							
Sume primite in contul platilor efectuate in anul curent	45021701	958,000							
VENITURILE SECTIUNII DE FUNCTIONARE (cod 00.02+00.16+00.17) - TOTAL	000102	255,257,000	120,871,000	180,041,023	71,838,227	108,202,796	79,288,596	161,693	100,590,734
VENITURI PROPRII (00.02-11.02-37.02+00.16)	4990	158,918,470	93,668,470	153,091,612	71,838,227	81,253,385	52,339,185	161,693	100,590,734
I. VENITURI CURENTE (cod 00.03+00.12)	0002	254,858,470	120,770,470	179,956,342	71,838,227	108,118,115	79,203,915	161,693	100,590,734
A. VENITURI FISCALE (cod 00.04+06.02+00.09+00.10+00.11)	0003	246,133,000	110,250,000	152,538,869	53,105,192	99,433,677	73,061,507	152,528	79,324,834
A1. IMPOZIT PE VENIT, PROFIT SI CASTIGURI DIN CAPITAL (cod 00.05+00.06+00.07)	0004	93,959,000	50,757,000	24,097,704		24,097,704	24,097,704		
A1.1. IMPOZIT PE VENIT, PROFIT SI CASTIGURI DIN CAPITAL DE LA PERSOANE JURIDICE (cod 01.02)	0005	1,300,000	798,000	819,932		819,932	819,932		
Impozit pe profit (cod 01.02.01)	0102	1,300,000	798,000	819,932		819,932	819,932		
Impozit pe profit de la agentii economici	010201	1,300,000	798,000	819,932		819,932	819,932		
A1.2. IMPOZIT PE VENIT, PROFIT SI CASTIGURI DIN	0006	92,659,000	49,959,000	23,277,772		23,277,772	23,277,772		

A	B	1	2	3=4+5	4	5	6	7	8=3-6-7
CAPITAL DE LA PERSOANE FIZICE(cod 03.02+04.02)									
Impozit pe venit (cod 03.02.17+ 03.02.18)	0302	1,930,000	1,004,000	535,678		535,678	535,678		
Impozitul pe veniturile din transferul proprietatilor imobiliare din patrimoniul personal	030218	1,930,000	1,004,000	535,678		535,678	535,678		
Cote si sume defalcate din impozitul pe venit (cod 04.02.01+04.02.04)	0402	90,729,000	48,955,000	22,742,094		22,742,094	22,742,094		
Cote defalcate din impozitul pe venit	040201	90,195,000	48,955,000	22,611,023		22,611,023	22,611,023		
Sume alocate din cotele defalcate din impozitul pe venit pentru echilibrarea bugetelor locale	040204	534,000		131,071		131,071	131,071		
A3. IMPOZITE SI TAXE PE PROPRIETATE (cod 07.02)	0009	32,362,000	23,835,000	78,712,664	41,518,287	37,194,377	16,414,176	76,165	62,222,323
Impozite si taxe pe proprietate (cod 07.02.01 la 07.02.03+07.02.50)	0702	32,362,000	23,835,000	78,712,664	41,518,287	37,194,377	16,414,176	76,165	62,222,323
Impozit si taxa pe cladiri (cod 07.02.01.01+07.02.01.02)	070201	28,465,000	21,356,000	70,499,345	38,819,903	31,679,442	13,385,622	71,791	57,041,932
Impozit pe cladiri de la persoane fizice	07020101	9,092,000	7,241,000	11,565,815	3,492,804	8,073,011	4,474,698	33,117	7,058,000
Impozit si taxa pe cladiri de la persoane juridice	07020102	19,373,000	14,115,000	58,933,530	35,327,099	23,606,431	8,910,924	38,674	49,983,932
Impozit si taxa pe teren (cod 07.02.02.01 la 07.02.02.03)	070202	2,981,000	1,991,000	7,582,024	2,299,479	5,282,545	2,801,603	4,251	4,776,170
Impozit pe terenuri de la persoane fizice	07020201	1,057,000	834,000	2,777,989	485,198	2,292,791	1,500,861	280	1,276,848
Impozit si taxa pe teren de la persoane juridice	07020202	1,823,000	1,099,000	4,655,625	1,753,560	2,902,065	1,253,530	3,035	3,399,080
Impozitul pe terenul extravilan*)+Restante anii anteriori din impozitul pe terenul agricol-	07020203	101,000	58,000	148,410	60,721	87,689	47,212	936	100,262
Taxe judiciare de timbru si alte taxe de timbru	070203	913,000	487,000	614,620	383,382	231,238	226,739	123	387,758
Alte impozite si taxe pe proprietate	070250	3,000	1,000	16,675	15,523	1,152	212		16,463
A4. IMPOZITE SI TAXE PE BUNURI SI SERVICII (cod 11.02+12.02+15.02+16.02)	0010	119,444,000	35,529,000	49,636,185	11,585,741	38,050,444	32,458,498	76,363	17,101,324
Sume defalcate din TVA (cod 11.02.01+11.02.02+11.02.05+11.02.06+11.02.09)	1102	107,467,000	27,065,000	26,804,000		26,804,000	26,804,000		
Sume defalcate din taxa pe valoarea adaugata pentru finantarea cheltuielilor descentralizate la nivelul comunelor, oraselor, municipiilor, sectoarelor si Municipiului Bucuresti	110202	106,472,000	26,811,000	26,696,000		26,696,000	26,696,000		
Sume defalcate din taxa pe valoarea adaugata pentru echilibrarea bugetelor locale	110206	410,000	108,000	108,000		108,000	108,000		
Sume defalcate din taxa pe valoare adaugata pentru finantarea invatamantului particular sau confesional acreditat	110209	585,000	146,000						
Taxe pe servicii specifice (cod 15.02.01+15.02.50)	1502	234,000	116,000	568,057	531,103	36,954	42,219	2	525,836
Impozit pe spectacole	150201	88,000	46,000	42,011	14,781	27,230	31,581	2	10,428
Alte taxe pe servicii specifice	150250	146,000	70,000	526,046	516,322	9,724	10,638		515,408
Taxe pe utilizarea bunurilor, autorizarea utilizarii bunurilor sau	1602	11,743,000	8,348,000	22,264,128	11,054,638	11,209,490	5,612,279	76,361	16,575,488

A	B	1	2	3=4+5	4	5	6	7	8=3-6-7
pe desfasurarea de activitati (cod 16.02.02+16.02.03+16.02.50)									
Impozit pe mijloacele de transport (cod 16.02.02.01+16.02.02.02)	160202	9,990,000	7,414,000	21,355,578	10,861,566	10,494,013	5,077,339	71,843	16,206,396
Impozit pe mijloacele de transport detinute de persoane fizice	16020201	5,912,000	4,511,000	10,681,517	5,122,490	5,559,027	2,971,334	29,644	7,680,539
Impozit pe mijloacele de transport detinute de persoane juridice	16020202	4,078,000	2,903,000	10,674,061	5,739,076	4,934,986	2,106,005	42,199	8,525,857
Taxe si tarife pentru eliberarea de licente si autorizatii de functionare	160203	460,000	336,000	209,174		209,174	209,174		
Alte taxe pe utilizarea bunurilor, autorizarea utilizarii bunurilor sau pe desfasurarea de activitati	160250	1,293,000	598,000	699,376	193,073	506,303	325,766	4,518	369,092
A6. ALTE IMPOZITE SI TAXE FISCALE (cod 18.02)	0011	368,000	129,000	92,316	1,164	91,152	91,129		1,187
Alte impozite si taxe fiscale (cod 18.02.50)	1802	368,000	129,000	92,316	1,164	91,152	91,129		1,187
Alte impozite si taxe	180250	368,000	129,000	92,316	1,164	91,152	91,129		1,187
C. VENITURI NEFISCALE (cod 00.13+00.14)	0012	8,725,470	10,520,470	27,417,473	18,733,036	8,684,438	6,142,408	9,165	21,265,900
C1. VENITURI DIN PROPRIETATE (cod 30.02+31.02)	0013	10,447,470	5,568,470	11,406,428	5,961,468	5,444,960	3,283,008	2,483	8,120,937
Venituri din proprietate (cod 30.02.01+30.02.05+30.02.08+30.02.50)	3002	10,447,470	5,568,470	11,406,428	5,961,468	5,444,960	3,283,008	2,483	8,120,937
Varsaminte din profitul net al regiilor autonome	300201	400,000		12,636		12,636	12,636		
Venituri din concesiuni si inchirieri (cod 30.02.05.30)	300205	9,996,470	5,568,470	11,393,792	5,961,468	5,432,324	3,270,372	2,483	8,120,937
Alte venituri din concesiuni si inchirieri de catre institutiile publice	30020530	9,996,470	5,568,470	11,393,792	5,961,468	5,432,324	3,270,372	2,483	8,120,937
Venituri din dividende (cod 30.02.08.02+30.02.08.03)	300208	51,000							
Venituri din dividende de la alti platitori	30020802	51,000							
C2. VANZARI DE BUNURI SI SERVICII (cod 33.02+34.02+35.02+36.02+37.02)	0014	-1,722,000	4,952,000	16,011,045	12,771,567	3,239,478	2,859,400	6,682	13,144,963
Venituri din prestari de servicii si alte activitati (cod 33.02.08+33.02.10+33.02.12+33.02.24+33.02.27+33.02.28+33.02.50)	3302	2,654,000	1,456,000	2,165,668	1,446,205	719,463	663,217	10	1,502,441
Venituri din prestari de servicii	330208	1,937,000	1,074,000	490,608		490,608	490,608		
Contributia parintilor sau sustinatorilor legali pentru intretinerea copiilor in crese	330210	344,000	208,000	65,644		65,644	65,644		
Contributia persoanelor beneficiare ale cantinelor de ajutor social	330212	28,000	22,000	4,655		4,655	4,655		
Contributia lunara a parintilor pentru intretinerea copiilor in unitatile de protectie sociala	330227	2,000	2,000						
Venituri din recuperarea cheltuielilor de judecata, imputatii si	330228	95,000	26,000	967,069	965,183	1,886	6,477	10	960,582



A	B	1	2	3=4+5	4	5	6	7	8=3-6-7
despagubiri									
Alte venituri din prestari de servicii si alte activitati	330250	248,000	124,000	637,692	481,022	156,670	95,833		541,859
Venituri din taxe administrative, eliberari permise (cod 34.02.02+34.02.50)	3402	1,324,000	665,000	343,559		343,559	343,559		
Taxe extrajudiciare de timbru	340202	1,324,000	665,000	343,559		343,559	343,559		
Amenzi, penalitati si confiscari (cod 35.02.01 la 35.02.03+35.02.50)	3502	4,663,000	2,498,000	12,512,396	10,930,401	1,581,995	1,286,175	6,491	11,219,730
Venituri din amenzi si alte sanctiuni aplicate potrivit dispozitiilor legale (cod 35.02.01.02)	350201	4,662,000	2,498,000	12,512,181	10,930,186	1,581,995	1,286,175	6,491	11,219,515
Venituri din amenzi si alte sanctiuni aplicate de catre alte institutii de specialitate	35020102	4,662,000	2,498,000	12,512,181	10,930,186	1,581,995	1,286,175	6,491	11,219,515
Penalitati pentru nedepunerea sau depunerea cu intarziere declaratiei de impozite si taxe	350202			215	215				215
Incasari din valorificarea bunurilor confiscate, abandonate si alte sume constatate odata cu confiscarea potrivit legii	350203	1,000							
Diverse venituri (cod 36.02.01+36.02.05+36.02.06+36.02.11+36.02.14+36.02.32+36.02.50)	3602	1,164,000	296,000	928,692	394,961	533,731	505,719	181	422,792
Taxe speciale	360206	22,000	8,000	46,293	43,226	3,065	3,138	14	43,141
Sume provenite din finantarea bugetara a anilor precedenti (cod 36.02.32.03)	360232			356,037		356,037	356,037		
Sume provenite din finantarea bugetara a anilor precedenti, aferente sectiunii de functionare	36023203			356,037		356,037	356,037		
Alte venituri	360250	1,142,000	288,000	526,362	351,733	174,629	146,544	167	379,651
Transferuri voluntare, altele decat subventiile (cod 37.02.01+37.02.03+37.02.50)	3702	-11,527,000	37,000	60,730		60,730	60,730		
Donatii si sponsorizari	370201	37,000	37,000	60,730		60,730	60,730		
Varsaminte din sectiunea de functionare pentru finantarea sectiunii de dezvoltare a bugetului local (cu semnul minus)	370203	-11,564,000							
IV. SUBVENTII (cod 00.18)	0017	398,530	100,530	84,681		84,681	84,681		
SUBVENTII DE LA ALTE NIVELE ALE ADMINISTRATIEI PUBLICE (cod 42.02+43.02)	0018	398,530	100,530	84,681		84,681	84,681		
Subventii de la bugetul de stat (cod 42.02.21+42.02.28+42.02.32 la 42.02.36+42.02.41+42.02.42+42.02.44 la 42.02.46+42.02.51+42.02.54+42.02.66)	4202	398,530	100,530	84,681		84,681	84,681		
Subventii pentru acordarea ajutorului pentru incalzirea locuintei cu lemne, carbuni, combustibili petrolieri	420234	26,530	7,530	1,815		1,815	1,815		

A	B	1	2	3=4+5	4	5	6	7	8=3-6-7
Subventii din bugetul de stat pentru finantarea sanatatii	420241	372,000	93,000	82,866		82,866	82,866		
VENITURILE SECTIUNII DE DEZVOLTARE (00.02+00.15+00.16+00.17+45.02+48.02) - TOTAL	000102	36,486,000	20,494,000	22,923,370	14,129,736	8,793,634	17,892,870		5,030,500
VENITURI PROPRII (cod 00.02-11.02-37.02+00.15+00.16)	4990	518,000	116,000	672,682	278,825	393,857	401,287		271,395
I. VENITURI CURENTE (cod 00.03+00.12)	0002	11,726,000	30,000	12,220		12,220	12,220		
C. VENITURI NEFISCALE (cod 00.14)	0012	11,726,000	30,000	12,220		12,220	12,220		
C2. VANZARI DE BUNURI SI SERVICII (cod 36.02+37.02)	0014	11,726,000	30,000	12,220		12,220	12,220		
Diverse venituri (cod 36.02.07+36.02.22+36.02.23+36.02.31+36.02.32)	3602	162,000	30,000	12,220		12,220	12,220		
Varsaminte din amortizarea mijloacelor fixe	360207	162,000	30,000	11,612		11,612	11,612		
Sume provenite din finantarea bugetara a anilor precedenti (cod 36.02.32.02)	360232			608		608	608		
Sume provenite din finantarea bugetara a anilor precedenti, aferente sectiunii de dezvoltare	36023202			608		608	608		
Transferuri voluntare, altele decat subventiile (cod 37.02.04+37.02.05)	3702	11,564,000							
Varsaminte din sectiunea de functionare	370204	11,564,000							
II. VENITURI DIN CAPITAL (cod 39.02)	0015	356,000	86,000	346,069	278,825	67,244	74,674		271,395
Venituri din valorificarea unor bunuri (cod 39.02.01+39.02.03+39.02.04+39.02.07+39.02.10)	3902	356,000	86,000	346,069	278,825	67,244	74,674		271,395
Venituri din vanzarea locuintelor construite din fondurile statului	390203	86,000	37,000	282,719	278,825	3,894	11,324		271,395
Depozite speciale pentru constructii de locuinte	390210	270,000	49,000	63,350		63,350	63,350		
III. OPERATIUNI FINANCIARE (cod 40.02+41.02)	0016			314,393		314,393	314,393		
Incasari din rambursarea imprumuturilor acordate (cod 40.02.13+40.02.14+40.02.16)	4002			314,393		314,393	314,393		
Sume din excedentul bugetului local utilizate pentru finantarea cheltuielilor sectiunii de dezvoltare	400214			314,393		314,393	314,393		
IV. SUBVENTII (cod 00.18)	0017	7,585,000	6,508,000	7,069,502	4,421,746	2,647,756	5,659,844		1,409,658
SUBVENTII DE LA ALTE NIVELE ALE ADMINISTRATIEI PUBLICE (cod 42.02+43.02)	0018	7,585,000	6,508,000	7,069,502	4,421,746	2,647,756	5,659,844		1,409,658
Subventii de la bugetul de stat (cod 42.02.01+42.02.05+42.02.10+42.02.12 la 42.02.20+42.02.29+ 42.02.40+42.02.51+42.02.52+42.02.55+ 42.02.62+ 42.02.65+42.02.67+42.02.69)	4202	7,585,000	6,508,000	7,069,502	4,421,746	2,647,756	5,659,844		1,409,658
Subventii de la bugetul de stat catre bugetele locale necesare sustinerii derularii proiectelor finantate din fonduri externe	420220	7,585,000	6,508,000	7,069,502	4,421,746	2,647,756	5,659,844		1,409,658

A	B	1	2	3=4+5	4	5	6	7	8=3-6-7
nerambursabile (FEN) postaderare									
Sume primite de la UE/alti donatori in contul platilor efectuate si prefinantari (cod 45.02.01 la 45.02.05+45.02.07+45.02.08+45.02.15 la 45.02.21)	4502	16,819,000	13,870,000	15,181,186	9,429,165	5,752,021	11,831,739		3,349,447
Fondul European de Dezvoltare Regionala (cod 45.02.01.01 la 45.02.01.04)	450201	14,851,000	12,860,000	15,088,791	9,429,165	5,659,626	11,739,344		3,349,447
Sume primite în contul platilor efectuate în anii anteriori	45020102	14,851,000	12,860,000	15,088,791	9,429,165	5,659,626	11,739,344		3,349,447
Fondul Social European (cod 45.02.02.01 la 45.02.02.04)	450202	1,001,000	1,001,000	27,706		27,706	27,706		
Sume primite în contul platilor efectuate în anii anteriori	45020202	1,001,000	1,001,000	27,706		27,706	27,706		
Fondul de Coeziune (cod 45.02.03.01 la 45.02.03.04)	450203			64,689		64,689	64,689		
Sume primite în contul platilor efectuate în anii anteriori	45020302			64,689		64,689	64,689		
Instrumentul European de Vecinătate si Parteneriat (cod 45.02.08.01 la 45.02.08.04)	450208	9,000	9,000						
Sume primite în contul platilor efectuate în anii anteriori	45020802	9,000	9,000						
Mecanismul financiar SEE (cod 45.02.17.01 la 45.02.17.04)	450217	958,000							
Sume primite în contul platilor efectuate în anul curent	45021701	958,000							


Conducatorul institutiei

CATALIN CHERECHES

Conducatorul compartimentului financiar-contabil

CARMEN POP



CONTUL DE EXECUTIE A BUGETULUI LOCAL- CHELTUIELI

la data de 31.03.2016

Cod 21

-lei-

Denumirea indicatorilor *)	Cod indicator	Credite de angajament	Credite bugetare		Angajamente bugetare	Angajamente legale	Plati efectuate	Angajamente legale de platit	Cheltuieli efective
			initiale	definitive					
A	B	1	2	3	4	5	6	7=5-6	8
TOTAL CHELTUIELI (cod 50.02+59.02+63.02+70.02+74.02+79.02)	4902	305,641,000	292,057,000	141,679,000	260,419,412	260,419,412	85,848,574	174,570,838	83,669,180
Partea I-a SERVICII PUBLICE GENERALE (cod 51.02+54.02+55.02+56.02)	5002	710,000	24,562,000	6,993,260	22,802,260	22,802,260	6,150,493	16,651,767	5,972,993
Autoritati publice si actiuni externe (cod 51.02.01)	5102	707,000	18,056,000	5,069,000	16,473,000	16,473,000	4,506,200	11,966,800	4,354,772
Autoritati executive si legislative (cod 51.02.01.03)	510201	707,000	18,056,000	5,069,000	16,473,000	16,473,000	4,506,200	11,966,800	4,354,772
Autoritati executive	51020103	707,000	18,056,000	5,069,000	16,473,000	16,473,000	4,506,200	11,966,800	4,354,772
Alte servicii publice generale (cod 54.02.05 la 54.02.07+54.02.10+54.02.50)	5402	3,000	1,876,000	384,260	1,699,260	1,699,260	271,719	1,427,541	245,680
Servicii publice comunitare de evidenta a persoanelor	540210	3,000	1,076,000	315,260	1,030,260	1,030,260	271,719	758,541	245,680
Alte servicii publice generale	540250		800,000	69,000	669,000	669,000		669,000	
Tranzactii privind datoria publica si imprumuturi	5502		4,630,000	1,540,000	4,630,000	4,630,000	1,372,574	3,257,426	1,372,541
Partea a II-a APARARE, ORDINE PUBLICA SI SIGURANTA NATIONALA (60.02+61.02)	5902	8,064,000	5,515,000	2,009,000	5,237,000	5,237,000	1,773,875	3,463,125	1,388,533
Ordine publica si siguranta nationala (cod 61.02.03 +61.02.05+61.02.50)	6102	8,064,000	5,515,000	2,009,000	5,237,000	5,237,000	1,773,875	3,463,125	1,388,533
Ordine publica (cod 61.02.03.04)	610203	8,064,000	5,475,000	1,973,000	5,201,000	5,201,000	1,741,050	3,459,950	1,355,049
Politie locala	61020304	8,064,000	5,475,000	1,973,000	5,201,000	5,201,000	1,741,050	3,459,950	1,355,049
Protectie civila si protectia contra incendiilor (protectie civila nonmilitara)	610205		40,000	36,000	36,000	36,000	32,825	3,175	33,484
Partea a III-a CHELTUIELI SOCIAL-CULTURALE(cod 65.02+66.02+67.02+68.02)	6302	9,770,000	167,682,000	69,655,740	150,053,152	150,053,152	48,293,223	101,759,929	44,903,621
Invatamant (cod 65.02.03 la	6502	4,438,000	104,725,000	35,919,740	90,519,152	90,519,152	29,060,845	61,458,307	26,853,967

A	B	1	2	3	4	5	6	7=5-6	8
65.02.05+65.02.07+65.02.11+65.02.50)									
Invatamant prescolar si primar (cod 65.02.03.01+65.02.03.02)	650203	45,900	16,853,540	6,512,630	15,228,917	15,228,917	4,382,048	10,846,869	3,727,431
Invatamant prescolar	65020301	45,900	16,853,540	6,512,630	15,228,917	15,228,917	4,382,048	10,846,869	3,727,431
Invatamant secundar (cod 65.02.04.01 la 65.02.04.03)	650204	4,392,100	87,754,460	29,290,110	75,173,235	75,173,235	24,678,797	50,494,438	23,126,536
Invatamant secundar inferior	65020401	2,356,100	33,307,170	10,409,880	30,057,851	30,057,851	8,956,468	21,101,383	9,038,966
Invatamant secundar superior	65020402	2,036,000	54,447,290	18,880,230	45,115,384	45,115,384	15,722,329	29,393,055	14,087,570
Alte cheltuieli in domeniul invatamantului	650250		117,000	117,000	117,000	117,000		117,000	
Sanatate (cod 66.02.06+66.02.08+66.02.50)	6602		3,695,000	1,484,000	3,640,000	3,640,000	938,249	2,701,751	973,022
Servicii medicale in unitati sanitare cu paturi (cod 66.02.06.01+66.02.06.03)	660206		1,339,000	739,000	1,339,000	1,339,000	372,000	967,000	372,000
Spitale generale	66020601		1,339,000	739,000	1,339,000	1,339,000	372,000	967,000	372,000
Servicii de sanatate publica	660208		2,356,000	745,000	2,301,000	2,301,000	566,249	1,734,751	601,022
Cultura, recreere si religie (cod 67.02.03+67.02.05+67.02.06+67.02.50)	6702	2,548,000	23,886,000	15,663,000	23,671,000	23,671,000	7,602,126	16,068,874	5,561,935
Servicii culturale (cod 67.02.03.02 la 67.02.03.08+67.02.03.12+67.02.03.30)	670203	400,000	3,928,000	1,716,000	3,755,000	3,755,000	939,000	2,816,000	939,000
Instituti publice de spectacole si concerte	67020304	400,000	3,928,000	1,716,000	3,755,000	3,755,000	939,000	2,816,000	939,000
Servicii recreative si sportive (cod 67.02.05.01 la 67.02.05.03)	670205	2,148,000	12,864,000	8,753,000	12,824,000	12,824,000	3,832,108	8,991,892	3,285,329
Sport	67020501		11,589,000	7,738,000	11,589,000	11,589,000	3,515,029	8,073,971	3,046,420
Tineret	67020502		391,000	351,000	391,000	391,000	90,705	300,295	
Intretinere gradini publice, parcuri, zone verzi, baze sportive si de agrement	67020503	2,148,000	884,000	664,000	844,000	844,000	226,374	617,626	238,909
Alte servicii in domeniile culturii, recreerii si religiei	670250		7,094,000	5,194,000	7,092,000	7,092,000	2,831,018	4,260,982	1,337,606
Asigurari si asistenta sociala (cod 68.02.04 la 68.02.06+68.02.10+68.02.11+68.02.12+68.02.15+68.02.50)	6802	2,784,000	35,376,000	16,589,000	32,223,000	32,223,000	10,692,003	21,530,997	11,514,697
Asistenta acordata persoanelor in varsta	680204		1,012,000	420,000	880,000	880,000	300,821	579,179	296,275
Asistenta sociala in caz de boli si invaliditati (cod 68.02.05.02)	680205		14,102,000	5,051,000	14,042,000	14,042,000	3,744,877	10,297,123	3,769,961
Asistenta sociala in caz de invaliditate	68020502		14,102,000	5,051,000	14,042,000	14,042,000	3,744,877	10,297,123	3,769,961
Asistenta sociala pentru familie si copii	680206		1,268,000	515,000	1,147,000	1,147,000	294,868	852,132	279,268
Crese	680211		3,299,000	2,093,000	3,047,000	3,047,000	1,835,183	1,211,817	615,920
Prevenirea excluderii sociale (cod 68.02.15.01+68.02.15.02)	680215		2,792,000	1,199,000	1,694,000	1,694,000	764,037	929,963	704,181
Ajutor social	68021501		140,000	70,000	140,000	140,000	4,715	135,285	4,715
Cantine de ajutor social	68021502		2,652,000	1,129,000	1,554,000	1,554,000	759,322	794,678	699,466
Alte cheltuieli in domeniul asigurarilor si asistentei sociale (cod	680250	2,784,000	12,903,000	7,311,000	11,413,000	11,413,000	3,752,217	7,660,783	5,849,092

A	B	1	2	3	4	5	6	7=5-6	8
68.02.50.50)									
Alte cheltuieli în domeniul asistentei sociale	68025050	2,784,000	12,903,000	7,311,000	11,413,000	11,413,000	3,752,217	7,660,783	5,849,092
Partea a IV-a SERVICII SI DEZVOLTARE PUBLICA, LOCUINTE, MEDIU SI APE (cod 70.02+74.02)	6902	66,715,000	44,797,000	30,580,000	37,882,000	37,882,000	13,171,017	24,710,983	16,686,609
Locuinte, servicii si dezvoltare publica (cod 70.02.03+70.02.05 la 70.02.07+70.02.50)	7002	66,495,000	29,351,000	18,559,000	25,638,000	25,638,000	10,152,268	15,485,732	13,529,965
Locuinte (cod 70.02.03.01+70.02.03.30)	700203	24,656,000	1,469,000	1,449,000	1,469,000	1,469,000	226,136	1,242,864	226,281
Dezvoltarea sistemului de locuinte	70020301	24,656,000	1,469,000	1,449,000	1,469,000	1,469,000	226,136	1,242,864	226,281
Alimentari cu apa si amenajari hidrotehnice (cod 70.02.05.01+70.02.05.02)	700205	3,000,000	1,832,000	1,832,000	1,832,000	1,832,000	667,352	1,164,648	2,308
Alimentare cu apa	70020501	3,000,000	1,832,000	1,832,000	1,832,000	1,832,000	667,352	1,164,648	2,308
Iluminat public si electrificari rurale	700206	1,735,000	6,151,000	4,066,000	4,151,000	4,151,000	3,422,488	728,512	1,257,294
Alte servicii in domeniul locuintelor, serviciilor si dezvoltarii comunale	700250	37,104,000	19,899,000	11,212,000	18,186,000	18,186,000	5,836,292	12,349,708	12,044,082
Protectia mediului (cod 74.02.03+74.02.05+74.02.06+74.02.50)	7402	220,000	15,446,000	12,021,000	12,244,000	12,244,000	3,018,749	9,225,251	3,156,644
Salubritate si gestiunea deseurilor (cod 74.02.05.01+74.02.05.02)	740205	220,000	15,146,000	11,946,000	11,944,000	11,944,000	2,943,749	9,000,251	3,081,644
Salubritate	74020501	120,000	15,144,000	11,944,000	11,944,000	11,944,000	2,943,749	9,000,251	3,081,644
Colectarea, tratarea si distrugerea deseurilor	74020502	100,000	2,000	2,000					
Alte servicii în domeniul protectiei mediului	740250		300,000	75,000	300,000	300,000	75,000	225,000	75,000
Partea a V-a ACTIUNI ECONOMICE (80.02+81.02+83.02+84.02+87.02)	7902	220,382,000	49,501,000	32,441,000	44,445,000	44,445,000	16,459,966	27,985,034	14,717,424
Agricultura, silvicultura, piscicultura si vanatoare (cod 83.02.03)	8302		2,545,000		2,545,000	2,545,000		2,545,000	101
Agricultura (cod 83.02.03.03+83.02.03.07+83.02.03.30)	830203		2,545,000		2,545,000	2,545,000		2,545,000	101
Alte cheltuieli in domeniul agriculturii	83020330		2,545,000		2,545,000	2,545,000		2,545,000	101
Transporturi (cod 84.02.03+84.02.04+84.02.06+84.02.50)	8402	220,382,000	46,956,000	32,441,000	41,900,000	41,900,000	16,459,966	25,440,034	14,717,323
Transport rutier (cod 84.02.03.01 la 84.02.03.03)	840203	219,622,000	46,826,000	32,437,000	41,776,000	41,776,000	16,457,258	25,318,742	14,707,979
Drumuri si poduri	84020301	6,917,000	4,344,000	1,594,000	4,344,000	4,344,000	16,985	4,327,015	
Transport in comun	84020302	350,000	6,560,000	3,590,000	6,560,000	6,560,000	2,453,908	4,106,092	2,292,058
Strazi	84020303	212,355,000	35,922,000	27,253,000	30,872,000	30,872,000	13,986,365	16,885,635	12,415,921
Alte cheltuieli in domeniul transporturilor	840250	760,000	130,000	4,000	124,000	124,000	2,708	121,292	9,344
CHELTUIELILE SECTIUNII DE FUNCTIONARE (cod 50.02+59.02+63.02+70.02+74.02+79.02)	4902		255,077,000	120,871,000	225,586,481	225,586,481	78,796,245	146,790,236	60,840,645
Partea I-a SERVICII PUBLICE GENERALE (cod	5002		23,966,000	6,650,260	22,206,260	22,206,260	5,874,522	16,331,738	5,824,221

A	B	1	2	3	4	5	6	7=5-6	8
51.02+54.02+55.02+56.02)									
Autoritati publice si actiuni externe (cod 51.02.01)	5102		17,476,000	4,742,000	15,893,000	15,893,000	4,246,212	11,646,788	4,208,352
Autoritati executive si legislative (cod 51.02.01.03)	510201		17,476,000	4,742,000	15,893,000	15,893,000	4,246,212	11,646,788	4,208,352
Autoritati executive	51020103		17,476,000	4,742,000	15,893,000	15,893,000	4,246,212	11,646,788	4,208,352
Alte servicii publice generale (cod 54.02.05 la 54.02.07+54.02.10+54.02.50)	5402		1,860,000	368,260	1,683,260	1,683,260	255,736	1,427,524	243,328
Servicii publice comunitare de evidenta a persoanelor	540210		1,060,000	299,260	1,014,260	1,014,260	255,736	758,524	243,328
Alte servicii publice generale	540250		800,000	69,000	669,000	669,000		669,000	
Tranzactii privind datoria publica si imprumuturi	5502		4,630,000	1,540,000	4,630,000	4,630,000	1,372,574	3,257,426	1,372,541
Partea a II-a APARARE, ORDINE PUBLICA SI SIGURANTA NATIONALA (60.02+61.02)	5902		5,231,000	1,815,000	4,953,000	4,953,000	1,715,769	3,237,231	1,360,600
Ordine publica si siguranta nationala (cod 61.02.03+61.02.05+61.02.50)	6102		5,231,000	1,815,000	4,953,000	4,953,000	1,715,769	3,237,231	1,360,600
Ordine publica (cod 61.02.03.04)	610203		5,191,000	1,779,000	4,917,000	4,917,000	1,682,944	3,234,056	1,327,775
Politie locala	61020304		5,191,000	1,779,000	4,917,000	4,917,000	1,682,944	3,234,056	1,327,775
Protectie civila si protectia contra incendiilor (protectie civila nonmilitara)	610205		40,000	36,000	36,000	36,000	32,825	3,175	32,825
Partea a III-a CHELTUIELI SOCIAL-CULTURALE(cod 65.02+66.02+67.02+68.02)	6302		152,120,000	59,593,740	136,636,221	136,636,221	44,068,405	92,567,816	41,402,273
Invatamant (cod 65.02.03 la 65.02.05+65.02.07+65.02.11+65.02.50)	6502		96,220,000	29,713,740	82,786,221	82,786,221	26,340,253	56,445,968	26,674,677
Invatamant prescolar si primar (cod 65.02.03.01+65.02.03.02)	650203		13,708,640	4,321,730	12,122,817	12,122,817	3,819,238	8,303,579	3,710,935
Invatamant prescolar	65020301		13,708,640	4,321,730	12,122,817	12,122,817	3,819,238	8,303,579	3,710,935
Invatamant secundar (cod 65.02.04.01 la 65.02.04.03)	650204		82,396,360	25,277,010	70,548,404	70,548,404	22,521,015	48,027,389	22,963,742
Invatamant secundar inferior	65020401		33,271,070	10,373,780	30,047,051	30,047,051	8,955,668	21,091,383	8,956,961
Invatamant secundar superior	65020402		49,125,290	14,903,230	40,501,353	40,501,353	13,565,347	26,936,006	14,006,781
Alte cheltuieli in domeniul invatamantului	650250		115,000	115,000	115,000	115,000		115,000	
Sanatate (cod 66.02.06+66.02.08+66.02.50)	6602		3,256,000	1,245,000	3,201,000	3,201,000	766,249	2,434,751	801,022
Servicii medicale in unitati sanitare cu paturi (cod 66.02.06.01+66.02.06.03)	660206		900,000	500,000	900,000	900,000	200,000	700,000	200,000
Spitale generale	66020601		900,000	500,000	900,000	900,000	200,000	700,000	200,000
Servicii de sanatate publica	660208		2,356,000	745,000	2,301,000	2,301,000	566,249	1,734,751	601,022
Cultura, recreere si religie (cod 67.02.03+67.02.05+67.02.06+67.02.50)	6702		23,249,000	15,403,000	23,107,000	23,107,000	7,602,126	15,504,874	5,561,935

A	B	1	2	3	4	5	6	7=5-6	8
Servicii culturale (cod 67.02.03.02 la 67.02.03.08+67.02.03.12+67.02.03.30)	670203		3,660,000	1,645,000	3,558,000	3,558,000	939,000	2,619,000	939,000
Institutiile publice de spectacole si concerte	67020304		3,660,000	1,645,000	3,558,000	3,558,000	939,000	2,619,000	939,000
Servicii recreative si sportive (cod 67.02.05.01 la 67.02.05.03)	670205		12,497,000	8,566,000	12,457,000	12,457,000	3,832,108	8,624,892	3,285,329
Sport	67020501		11,589,000	7,738,000	11,589,000	11,589,000	3,515,029	8,073,971	3,046,420
Tineret	67020502		391,000	351,000	391,000	391,000	90,705	300,295	
Intretinere gradini publice, parcuri, zone verzi, baze sportive si de agrement	67020503		517,000	477,000	477,000	477,000	226,374	250,626	238,909
Alte servicii in domeniile culturii, recreerii si religiei	670250		7,092,000	5,192,000	7,092,000	7,092,000	2,831,018	4,260,982	1,337,606
Asigurari si asistenta sociala (cod 68.02.04 la 68.02.06 +68.02.10+68.02.11+68.02.12+68.02.15+68.02.50)	6802		29,395,000	13,232,000	27,542,000	27,542,000	9,359,777	18,182,223	8,364,639
Asistenta acordata persoanelor in varsta	680204		1,012,000	420,000	880,000	880,000	300,821	579,179	296,275
Asistenta sociala in caz de boli si invaliditati (cod 68.02.05.02)	680205		14,102,000	5,051,000	14,042,000	14,042,000	3,744,877	10,297,123	3,769,961
Asistenta sociala in caz de invaliditate	68020502		14,102,000	5,051,000	14,042,000	14,042,000	3,744,877	10,297,123	3,769,961
Asistenta sociala pentru familie si copii	680206		1,268,000	515,000	1,147,000	1,147,000	294,868	852,132	279,268
Crese	680211		2,121,000	915,000	1,869,000	1,869,000	658,754	1,210,246	615,920
Prevenirea excluderii sociale (cod 68.02.15.01+68.02.15.02)	680215		2,792,000	1,199,000	1,694,000	1,694,000	764,037	929,963	704,181
Ajutor social	68021501		140,000	70,000	140,000	140,000	4,715	135,285	4,715
Cantine de ajutor social	68021502		2,652,000	1,129,000	1,554,000	1,554,000	759,322	794,678	699,466
Alte cheltuieli in domeniul asigurarilor si asistentei sociale (cod 68.02.50.50)	680250		8,100,000	5,132,000	7,910,000	7,910,000	3,596,420	4,313,580	2,699,034
Alte cheltuieli in domeniul asistentei sociale	68025050		8,100,000	5,132,000	7,910,000	7,910,000	3,596,420	4,313,580	2,699,034
Partea a IV-a SERVICII SI DEZVOLTARE PUBLICA, LOCUINTE, MEDIU SI APE (cod 70.02+74.02)	6902		31,999,000	22,625,000	25,086,000	25,086,000	11,161,058	13,924,942	7,332,428
Locuinte, servicii si dezvoltare publica (cod 70.02.03+70.02.05 la 70.02.07+70.02.50)	7002		16,599,000	10,650,000	12,886,000	12,886,000	8,142,309	4,743,691	4,175,784
Iluminat public si electrificari rurale	700206		6,000,000	4,000,000	4,000,000	4,000,000	3,359,502	640,498	1,248,194
Alte servicii in domeniul locuintelor, serviciilor si dezvoltarii comunale	700250		10,599,000	6,650,000	8,886,000	8,886,000	4,782,807	4,103,193	2,927,590
Protectia mediului (cod 74.02.03+74.02.05+74.02.06+74.02.50)	7402		15,400,000	11,975,000	12,200,000	12,200,000	3,018,749	9,181,251	3,156,644
Salubritate si gestiunea deseurilor (cod 74.02.05.01+74.02.05.02)	740205		15,100,000	11,900,000	11,900,000	11,900,000	2,943,749	8,956,251	3,081,644
Salubritate	74020501		15,100,000	11,900,000	11,900,000	11,900,000	2,943,749	8,956,251	3,081,644
Alte servicii in domeniul protectiei mediului	740250		300,000	75,000	300,000	300,000	75,000	225,000	75,000

A	B	1	2	3	4	5	6	7=5-6	8
Partea a V-a ACTIUNI ECONOMICE (80.02+81.02+83.02+84.02+87.02)	7902		41,761,000	30,187,000	36,705,000	36,705,000	15,976,491	20,728,509	4,921,123
Transporturi (cod 84.02.03+84.02.04+84.02.06+84.02.50)	8402		41,761,000	30,187,000	36,705,000	36,705,000	15,976,491	20,728,509	4,921,123
Transport rutier (cod 84.02.03.01 la cod 84.02.03.03)	840203		41,751,000	30,183,000	36,701,000	36,701,000	15,973,783	20,727,217	4,921,123
Transport in comun	84020302		5,970,000	3,000,000	5,970,000	5,970,000	2,001,960	3,968,040	2,280,000
Strazi	84020303		35,781,000	27,183,000	30,731,000	30,731,000	13,971,823	16,759,177	2,641,123
Alte cheltuieli in domeniul transporturilor	840250		10,000	4,000	4,000	4,000	2,708	1,292	
CHELTUIELILE SECTIUNII DE DEZVOLTARE (cod 50.02+59.02+63.02+70.02+74.02+79.02)	4902	305,641,000	36,980,000	20,808,000	34,832,931	34,832,931	7,052,329	27,780,602	22,828,535
Partea I-a SERVICII PUBLICE GENERALE (cod 51.02+54.02)	5002	710,000	596,000	343,000	596,000	596,000	275,971	320,029	148,772
Autoritati publice si actiuni externe (cod 51.02.01)	5102	707,000	580,000	327,000	580,000	580,000	259,988	320,012	146,420
Autoritati executive si legislative (cod 51.02.01.03)	510201	707,000	580,000	327,000	580,000	580,000	259,988	320,012	146,420
Autoritati executive	51020103	707,000	580,000	327,000	580,000	580,000	259,988	320,012	146,420
Alte servicii publice generale (cod 54.02.05 la 54.02.07+54.02.10+54.02.50)	5402	3,000	16,000	16,000	16,000	16,000	15,983	17	2,352
Servicii publice comunitare de evidenta a persoanelor	540210	3,000	16,000	16,000	16,000	16,000	15,983	17	2,352
Partea a II-a APARARE, ORDINE PUBLICA SI SIGURANTA NATIONALA (60.02+61.02)	5902	8,064,000	284,000	194,000	284,000	284,000	58,106	225,894	27,933
Ordine publica si siguranta nationala (cod 61.02.03+61.02.05+61.02.50)	6102	8,064,000	284,000	194,000	284,000	284,000	58,106	225,894	27,933
Ordine publica (cod 61.02.03.04)	610203	8,064,000	284,000	194,000	284,000	284,000	58,106	225,894	27,274
Politie locala	61020304	8,064,000	284,000	194,000	284,000	284,000	58,106	225,894	27,274
Protectie civila si protectia contra incendiilor (protectie civila nonmilitara)	610205								659
Partea a III-a CHELTUIELI SOCIAL-CULTURALE (cod 65.02+66.02+67.02+68.02)	6302	9,770,000	15,562,000	10,062,000	13,416,931	13,416,931	4,224,818	9,192,113	3,501,348
Invatamant (cod 65.02.03 la 65.02.05+65.02.07+65.02.11+65.02.50)	6502	4,438,000	8,505,000	6,206,000	7,732,931	7,732,931	2,720,592	5,012,339	179,290
Invatamant prescolar si primar (cod 65.02.03.01+65.02.03.02)	650203	45,900	3,144,900	2,190,900	3,106,100	3,106,100	562,810	2,543,290	16,496
Invatamant prescolar	65020301	45,900	3,144,900	2,190,900	3,106,100	3,106,100	562,810	2,543,290	16,496
Invatamant secundar (cod 65.02.04.01 la 65.02.04.03)	650204	4,392,100	5,358,100	4,013,100	4,624,831	4,624,831	2,157,782	2,467,049	162,794
Invatamant secundar inferior	65020401	2,356,100	36,100	36,100	10,800	10,800	800	10,000	82,005
Invatamant secundar superior	65020402	2,036,000	5,322,000	3,977,000	4,614,031	4,614,031	2,156,982	2,457,049	80,789
Alte cheltuieli in domeniul invatamantului	650250		2,000	2,000	2,000	2,000		2,000	


A	B	1	2	3	4	5	6	7=5-6	8
Sanatate (cod 66.02.06+66.02.08+66.02.50)	6602		439,000	239,000	439,000	439,000	172,000	267,000	172,000
Servicii medicale in unitati sanitare cu paturi (cod 66.02.06.01+66.02.06.03)	660206		439,000	239,000	439,000	439,000	172,000	267,000	172,000
Spitale generale	66020601		439,000	239,000	439,000	439,000	172,000	267,000	172,000
Cultura, recreere si religie (cod 67.02.03+67.02.05+67.02.06+67.02.50)	6702	2,548,000	637,000	260,000	564,000	564,000		564,000	
Servicii culturale (cod 67.02.03.02 la 67.02.03.08+67.02.03.12+67.02.03.30)	670203	400,000	268,000	71,000	197,000	197,000		197,000	
Instituti publice de spectacole si concerte	67020304	400,000	268,000	71,000	197,000	197,000		197,000	
Servicii recreative si sportive (cod 67.02.05.01 la 67.02.05.03)	670205	2,148,000	367,000	187,000	367,000	367,000		367,000	
Intretinere gradini publice, parcuri, zone verzi, baze sportive si de agrement	67020503	2,148,000	367,000	187,000	367,000	367,000		367,000	
Alte servicii in domeniile culturii, recreerii si religiei	670250		2,000	2,000					
Asigurari si asistenta sociala (cod 68.02.04 la 68.02.06+68.02.10+68.02.11+68.02.12+68.02.15+68.02.50)	6802	2,784,000	5,981,000	3,357,000	4,681,000	4,681,000	1,332,226	3,348,774	3,150,058
Crese	680211		1,178,000	1,178,000	1,178,000	1,178,000	1,176,429	1,571	
Alte cheltuieli în domeniul asigurarilor si asistentei sociale (cod 68.02.50.50)	680250	2,784,000	4,803,000	2,179,000	3,503,000	3,503,000	155,797	3,347,203	3,150,058
Alte cheltuieli în domeniul asistentei sociale	68025050	2,784,000	4,803,000	2,179,000	3,503,000	3,503,000	155,797	3,347,203	3,150,058
Partea a IV-a SERVICII SI DEZVOLTARE PUBLICA, LOCUINTE, MEDIU SI APE (cod 70.02+74.02)	6902	66,715,000	12,798,000	7,955,000	12,796,000	12,796,000	2,009,959	10,786,041	9,354,181
Locuinte, servicii si dezvoltare publica (cod 70.02.03+70.02.05 la 70.02.07+70.02.50)	7002	66,495,000	12,752,000	7,909,000	12,752,000	12,752,000	2,009,959	10,742,041	9,354,181
Locuinte (cod 70.02.03.01+70.02.03.30)	700203	24,656,000	1,469,000	1,449,000	1,469,000	1,469,000	226,136	1,242,864	226,281
Dezvoltarea sistemului de locuinte	70020301	24,656,000	1,469,000	1,449,000	1,469,000	1,469,000	226,136	1,242,864	226,281
Alimentari cu apa si amenajari hidrotehnice (cod 70.02.05.01+70.02.05.02)	700205	3,000,000	1,832,000	1,832,000	1,832,000	1,832,000	667,352	1,164,648	2,308
Alimentare cu apa	70020501	3,000,000	1,832,000	1,832,000	1,832,000	1,832,000	667,352	1,164,648	2,308
Iluminat public si electrificari rurale	700206	1,735,000	151,000	66,000	151,000	151,000	62,986	88,014	9,100
Alte servicii in domeniul locuintelor, serviciilor si dezvoltarii comunale	700250	37,104,000	9,300,000	4,562,000	9,300,000	9,300,000	1,053,485	8,246,515	9,116,492
Protectia mediului (cod 74.02.03+74.02.05+74.02.06+74.02.50)	7402	220,000	46,000	46,000	44,000	44,000		44,000	
Salubritate si gestiunea deseurilor (cod 74.02.05.01+74.02.05.02)	740205	220,000	46,000	46,000	44,000	44,000		44,000	
Salubritate	74020501	120,000	44,000	44,000	44,000	44,000		44,000	

A	B	1	2	3	4	5	6	7=5-6	8
Colectarea, tratarea si distrugerea deseurilor	74020502	100,000	2,000	2,000					
Partea aV-a ACTIUNI ECONOMICE (80.02+81.02+83.02+84.02+87.02)	7902	220,382,000	7,740,000	2,254,000	7,740,000	7,740,000	483,475	7,256,525	9,796,301
Agricultura, silvicultura, piscicultura si vanatoare (cod 83.02.03)	8302		2,545,000		2,545,000	2,545,000		2,545,000	101
Agricultura (cod 83.02.03.03+83.02.03.07+83.02.03.30)	830203		2,545,000		2,545,000	2,545,000		2,545,000	101
Alte cheltuieli in domeniul agriculturii	83020330		2,545,000		2,545,000	2,545,000		2,545,000	101
Transporturi (cod 84.02.03+84.02.06+84.02.50)	8402	220,382,000	5,195,000	2,254,000	5,195,000	5,195,000	483,475	4,711,525	9,796,200
Transport rutier (cod 84.02.03.01 la 84.02.03.03)	840203	219,622,000	5,075,000	2,254,000	5,075,000	5,075,000	483,475	4,591,525	9,786,856
Drumuri si poduri	84020301	6,917,000	4,344,000	1,594,000	4,344,000	4,344,000	16,985	4,327,015	
Transport in comun	84020302	350,000	590,000	590,000	590,000	590,000	451,948	138,052	12,058
Strazi	84020303	212,355,000	141,000	70,000	141,000	141,000	14,542	126,458	9,774,798
Alte cheltuieli in domeniul transporturilor	840250	760,000	120,000		120,000	120,000		120,000	9,344

Nota: Se detaliaza pe structura clasificatiei economice (Anexa 7)

Conducatorul institutiei

CATALIN GHERECHES



Conducatorul compartimentului
financiar-contabil
CARMEN POP